

„My hero academy“

4DMC colors

size in stitches: 159w X 64h

Designed by Ovi at Ovi croSStitch

Fabric counts & finished size:

11 count: 14-3/8w X 5-3/4h in

16 count: 9-7/8w X 4h in

20 count: 7-7/8w X 3-1/8h in

25 count: 6-1/4w X 2-1/2h in

14 count: 11-1/4w X 4-1/2h in

18 count: 8-3/4w X 3-1/2h in

22 count: 7-1/8w X 2-7/8h in

28 count: 5-5/8w X 2-1/4h in

YouTube: Ovi croSStitch (<https://www.youtube.com/channel/UCrTRFrbA4LW6fpe2IYIFVGw>)

Etsy: OvicroSStitch (<https://www.etsy.com/shop/OvicroSStitch>)

Congratulations!

You are about to stitch a custom made cross stitch design.

Thank you for choosing this cross stitch pattern!

Before you begin, there are a few things you should know:

FABRIC:

- here you will find a table with fabric counts and what size your finished stitched pattern will be, and you can choose the one that's best for you but also in order for you to cut the correct size of fabric. Don't forget to include extra fabric for all margins.

THREAD/FLOSS:

- this custom cross stitch design uses **DMC** thread/floss.
- I cannot guarantee the finished stitched pattern's accuracy if you convert the DMC thread so please, do not convert the DMC thread to any other thread, no matter what. The only thread that is very similar to DMC is the CXC brand (this one even has the same code numbers as DMC for each color).
- the quantities of thread/floss are calculated for using **2 strands** while cross stitch **plus 25% extra**, and you can stitch it either using cross stitch (x), or tent stitch (/) or continental stitch (/).
- in case you find DMC codes between 01-35 in the current design, you must know DMC added 35 new colors in 2017 as a permanent action. Do not avoid those colors or replace them by any means.
- DMC's correct code for white thread/floss is BLANC or WHITE and is not 1 or 01, because 01 is a new color added in 2017. In old patterns you may find 1 being the code for WHITE.

I recommend you to **NOT** redistribute/sell/publish this cross stitch pattern on the Internet (including Facebook groups) but feel free to post pictures with your work in progress anywhere you like!

I recommend you to **NOT** add/remove colors to/from this pattern!

If you bring modifications of any kind to this cross stitch pattern you're on your own and I am not responsible for the flaws of the finished piece.

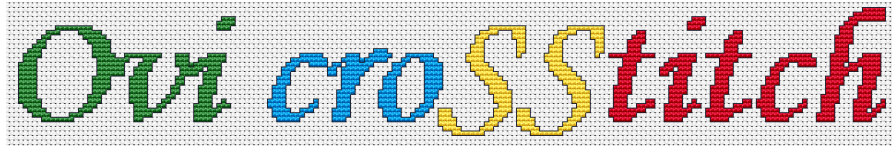
Send me pictures with the finished piece and I will display them in my online portofolio and you will get a discount on your next order.

Visit my **Etsy** store for:

ready to start cross stitch designs
or order a custom made pattern
with your family photo
or your favorite painting.

<https://www.etsy.com/shop/OvicroSStitch>





Happy stitching!



Order of pages:

3 pages

Page 1	Page 2	Page 3
--------	--------	--------

		Type ID	Color	Stiches	Skeins
1.		DMC 307	Lemon	2313	1.232
2.		DMC 606	Bright Orange-Red	821	0.437
3.		DMC B5200	Snow White	4780	2.545
4.		DMC 310	Black	2261	1.204

